

Inspire Partnership Academy Trust

Behaviour Policy

Chattenden Primary School

Approval Date:	1st May 2025
Approved by:	Standards Trust Committee
Policy Owner:	Trust Inclusion Lead
Review date:	May 2026
Date shared with staff	1st September 2025

Contents

1 Introduction	5
1.1 Introduction	5
1.2 Aims	5
2 Legislation, statutory requirements and guidance	6
3 Key Principles	6
3.1 Curriculum	6
3.2 Environment	6
3.3 Values	6
3.4 Relationships	6
3.5 Consistency	6
3.6 Motivation	7
3.7 De-escalation	7
3.8 Language	8
3.9 Routines	8
3.10 Mobile phones	8
4 Responsibilities	9
4.1 The board of trustees	9
4.2 The board of trustees	
4.3 School Staff	9
4.4 Headteacher and the Senior Leadership Team	10
4.5 Children	10
4.6 Parent, carers and guardians	10
5 Graduate Response	11
5.1 Outline	11
5.2 Response to misbehaviour	11
5.3 Repeated or persistent misbehaviour	14
5.4 Serious incidents	14
5.5 Consequences	15
5.6 Discrimination towards protected characteristics	15
5.7 Restorative practice	16
5.8 Suspensions and Exclusions	16
5.9 Positive handling	17
6 Searching and confiscation	18
6.1 Confiscation	18
6.2 Searching a pupil	18
6.3 Searching a pupils' possessions	19
6.4 Informing the designated safeguarding lead (DSL)	20

6.5 Informing parents/carers	20
6.6 Support after the search	20
7 Responding to misbehaviour from pupils with Special Educational Needs and/or disabilities (SEND)	20
7.1 Recognising the impact of SEND on behaviour	20
7.2 Adapting sanctions for pupils with SEND	21
7.3 Considering whether a pupil displaying challenging behaviour may have unidentified SEND	21
7.4 Pupils with an education, health and care (EHC) plan	21
8 Pupils transition	21
8.1 Inducting incoming pupils	21
8.2 Preparing outgoing pupils for transition	21
9 Conclusions	22
9.1 Monitoring arrangements	22
Appendix	22

1 Introduction

1.1 Introduction

At Chattenden our vision is to create a learning environment built upon the principles of an Attachment and Trauma approach where all pupils feel safe, secure and able to make the biggest possible contribution towards their own learning and that of others. We believe that by working together, we can establish a climate where collaboration and partnership ensure the quality of learning is of the highest standard.

We recognise that each individual child is at a different stage of social learning. Only through a consistent approach teaching the skills to and promoting self-regulation of behaviour will we be able to achieve an environment in which children can learn and develop as caring and responsible people.

This policy outlines the underlying philosophy, purpose, nature, organisation and management of pupil behaviour at Chattenden. Whilst this behaviour policy refers mainly to the behaviours of pupils within school premises, the school reserves the right to discipline beyond the school gate.

The policy is designed to enhance the development of positive relationships between children, adults working in school, parents and other members of the wider school community. The fair and consistent implementation of our Behaviour Policy is everyone's responsibility. Everyone in our school is expected to maintain the highest standards of personal conduct, to accept responsibility for their behaviour and encourage others to do the same.

1.2 Aims

The aims of this policy are to:

- a) To provide a holistic environment where exemplary behaviour enables all to feel secure and respected within an atmosphere of learning without limits.
- b) Through collaboration encourage a stimulating and purposeful learning environment where all children thrive and flourish.
- c) To foster caring and tolerant attitudes which celebrate diversity and achievements in all areas.
- d) To encourage increasing independence, self-awareness and positive health and well-being.
- e) Ensure pupils develop personal resilience and understanding that difficulties can be overcome with the right solutions.
- f) Support pupils to develop skills in emotional self-regulation to manage their behavioural response.
- g) Understand that often behaviour can be a form of communication which indicates an underlying need or difficulty. In responding to the behaviour of pupils we aim to identify these needs so that appropriate provision can be planned and pupils can be equipped with the skills necessary to develop behaviour for learning.
- h) Link behaviour and emotional states to readiness for learning and ensure that pupils understand this link and can self-regulate.
- i) Provide individualised approaches to behaviour if and when required by pupils with more complex needs.

2 Legislation, statutory requirements and guidance

This policy is based on legislation and advice from the Department for Education (DfE) on:

- [Behaviour in schools: advice for headteachers and school staff 2024](#)
- [Searching, screening and confiscation: advice for schools 2022](#)
- [The Equality Act 2010](#)
- [Keeping Children Safe in Education](#)
- [Suspension and permanent exclusion from maintained schools, academies and pupil referral units 2023](#)
- [Use of reasonable force in schools](#)
- [Supporting pupils with medical conditions at school](#)
- [Special Educational Needs and Disability \(SEND\) Code of Practice](#)

3 Key Principles

3.1 Curriculum

Engaging children with learning is key. Offering a well-planned and personalised curriculum which inspires all learners is a fundamental preventative measure. As is ensuring that the curriculum consistently supports children's health and wellbeing. We use a wide range of strategies to increase pupil engagement such as collaborative learning activities, promoting oracy in lessons and enabling children to shape and lead their learning.

3.2 Environment

The environment gives clear messages to children about the extent to which they and their efforts are valued. At Chattenden school we have set expectations of our environment in order to ensure practice is consistent.

Within the environment children should be able to view the class rules (max of 5.) and the school values, as both will act as a reminder for the expected standards.

3.3 Values

Always be honest and true to others and ourselves. Show respect to all pupils and adults. Keep our school environment neat and tidy. Communicate effectively. Be considerate towards others. Participate fully in school life. Persevere to achieve our goals. Be helpful and kind to one another. Wear our uniform with pride.

Our values underpin our approach to behaviour. Conversations about behaviour with children and staff should always refer back to the values. We focus our communication on efforts and values shown as opposed to achievements.

3.4 Relationships

Positive relationships are key. Staff must be a constant presence around the school, in-between classes, during breaks in the school day, and at lunch times in order to ensure that children are using the school grounds respectfully and behaving appropriately. This will also support the building of positive relationships outside the classroom.

When dealing with challenging behaviour, we keep relationships in tact by focusing on the behaviour and not the child.

3.5 Consistency

Consistent adult behaviours will lead to pupils consistently displaying our expectations.

A truly sustainable consistent approach does not come from a toolkit of strategies but in the determination of every member of staff to hold firm. It is hard fought and easily lost.

The key is to develop a consistency that ripples through every interaction on behaviour.

Where learners feel treated and valued as individuals, they respect adults and accept their guidance.

At Chattenden we model consistency through:

- a) Language and response: Referring to the agreement made between staff and learners, simple and clear expectations reflected in all conversations about behaviour
- b) Follow up: Ensuring 'certainty' at the classroom, leadership and whole school level. Never passing problems up the line, teachers taking responsibility for behaviour interventions, seeking support but never delegating.
- c) Consequences: Defined, agreed and applied at the classroom level as well as established structures for more serious behaviours.

3.6 Motivation

The use of praise in developing a positive atmosphere in the classroom cannot be underestimated. It is the key to developing good relationships with every pupil. We praise the behaviours we want to see. The more we notice good behaviour/celebrate success the less we need to extrinsically reward it. It becomes just the way that we do things. We value the effort pupils put into demonstrating good behaviour and developing good relationships.

Ways in which we recognise positive behaviour include:

- a) Weekly certificates
- b) Phone calls home
- c) Sharing excellent learning with others
- d) Good news postcards
- e) Hot chocolate Friday
- f) Sharing achievements on social media

The overuse of stickers and rewards creates a 'reward economy' where children will only do something for something. We want to encourage children to be motivated to learn, follow instructions and follow the rules because they know that is the right thing to do. For a minority of children, they may need more incentive and support to self-regulate. In these circumstances individual reward charts may be used. With a focus on earning a reward for self-regulating when they face certain challenges.

3.7 De-escalation

De-escalation of inappropriate pupil behaviour by staff avoids low level behaviours escalating and becoming more serious. For the vast majority of children, a gentle reminder is all that is needed

When children are behaving in a way that is not appropriate, staff should use a range of strategies to support so that the child can get back on track without giving attention to the negative behaviour.

At Chattenden school we use a range of strategies including Good to be Green, other strategies include:

- a) Re-direction
- b) Distraction
- c) Humour
- d) Non-verbal cues
- e) Remaining calm, consistent and fair
- f) Paying attention to the right behaviours

3.8 Language

At Chattenden, we understand that common and consistent use of language around behaviour is essential in creating clear boundaries and to learn how to self-regulate. Conversations should follow a script and behaviours should be discussed as the behaviours they are, and not be personal to the child.

Conversations around behaviour should be conducted, in the first instance, by the staff member taking the class/group. Correcting misbehaviour should be a private conversation to protect the dignity of the individual.

Our language should promote responsibility through developing a growth mindset approach, providing choices and understanding consequences.

3.9 Routines

At Chattenden we teach the behaviours we want to see and practise these regularly with the children so they are clear about the expectations of them.

Core routines at our school include:

- a) How we walk around school
- b) Movement during transition periods e.g., carpet to tables, playground to classroom etc.
- c) Whole school hand-up signal for regaining class/group attention

3.10 Mobile phones

We recognise that mobile phones and other internet-enabled devices are part of everyday life for many children and that they can play an important role in helping pupils to feel safe and secure. However, mobile devices are capable of more than simply helping a child get

in touch with parents at the end of the day if they are allowed to walk home alone. Therefore, it is incumbent upon parents to understand the capabilities of the phone/device and the potential use and mis-use of those capabilities. Chattenden School discourages children from bringing mobile phones to school if at all possible and other internet-enabled devices are not permitted, due to the potential negative issues that may arise, for example:

- mobile devices may be lost, stolen or damaged;
- mobile devices can prove a distraction to teaching and learning in school;
- they may provide a means of bullying or intimidating others;
- risks associated with sharing images and with posting digital images on the internet.

If it is necessary for a child to bring a mobile phone or other internet-enabled devices to school, for example those children who walk to/from school on their own (where the school have written consent already), these will be given in to the school office on arrival and be stored for the duration of the school day. Children must not use their mobile phones on the school premises under any circumstances. Mobile phones will be collected from the school office at the end of the school day.

Children who bring a mobile phone to school must sign an agreement alongside parents that they understand the rules of use of mobile/camera technology in school. If these rules are breached, this may result in further disciplinary action being taken.

Appropriate sanctions will be actioned for any pupil in breach of rules for mobile/camera usage, or if inappropriate usage is suspected by staff, including confiscation of the device. Schools are permitted to confiscate phones from pupils under sections 91 and 94 of the Education and Inspections Act 2006). If confiscated, the mobile phone will be held in the school office and returned at the end of the school day.

Inappropriate content or inappropriate use includes, but is not limited to:

- bullying or harassment.
- sexting (consensual and non-consensual sharing nude or semi-nude images or videos);
- upskirting;
- threats of violence or assault;
- abusive calls, emails, social media posts or texts directed at someone on the basis of someone's ethnicity, religious beliefs or sexual orientation.

The school takes such conduct extremely seriously, and will involve the police or other agencies as appropriate.

4 Responsibilities

4.1 The board of trustees

The board of trustees are responsible for monitoring the effectiveness of this behaviour policy and holding Trust Leaders to account.

4.2 The board of trustees

The board of trustees is responsible for overseeing and holding the headteacher and school leadership team to account for the implementation of this behaviour policy.

4.3 School Staff

All school staff must:

- a) Smile and be welcoming to all

- b) Deliberately and persistently catch children doing the right thing and praise them
- c) Know their classes well but also develop positive relationships with all children
- d) Use these relationships to create a safe and stimulating learning environment that inspires children's interests and learning
- e) Create a culture in which it is safe to take risks with learning and where mistakes are regarded as opportunities for deeper learning
- f) Relentlessly work to build mutual respect
- g) Remain calm and keep their emotion for when it is most appreciated by children
- h) Demonstrate unconditional care and compassion
- i) Be a positive role model through the school values and creating an ethos of high expectations for all
- j) Follow and implement this policy consistently
- k) Maintain clear and consistent boundaries with all children. Some children will require individualised approaches due to underlying additional needs and these will be determined in discussion with Senior Leadership
- l) Actively build trust and rapport. Adults should listen respectfully to the pupil and make a judgement about how/when to respond
- m) Use the language of social cognition and emotional self-regulation to discuss behaviour for learning with children, encouraging pupils to reflect on how they can learn successfully and the support they need to do so
- n) Record behaviour incidents promptly following the school system

4.4 Headteacher and the Senior Leadership Team

The headteacher and the Senior Leadership Team must:

- a) Be a visible presence around the school
- b) Regularly celebrate staff and children whose efforts go above and beyond expectations
- c) Encourage use of positive praise, phone calls/notes home/certificates
- d) Ensure staff training needs are identified and met
- e) Use behaviour records to target and assess interventions
- f) Support teachers in managing children with more complex or challenging behaviours
- g) Ensuring that this policy, as written, does not discriminate on any grounds, including, but not limited to, age, disability, gender reassignment, marriage and civil partnership, race, religion or belief, sex and sexual orientation.
- h) Ensuring this policy works alongside the safeguarding policy to offer pupils both consequences and support when necessary
- i) Ensuring the data from the behaviour log is reviewed regularly, to make sure that no groups of pupils are being disproportionately impacted by this policy

4.5 Children

All children must:

- a) Consistently model the school values and enable a positive climate for learning by following the school expectations and showing good learning behaviours
- b) Make a positive impact in the school community and beyond through taking responsibility for their behaviours, actions and voice

4.6 Parent, carers and guardians

All parents, carers and guardians must:

- a) Support their child in adhering to the school's behaviour policy by helping their child understand appropriate behaviours, school values and expectations
- b) Encourage independence and support children's progress and development enabling positive self-image and pride in their achievements
- c) Through positive relationships within the school community, support a safe environment that prepares and ensures that children are ready for learning everyday
- d) Get to know the school's behaviour policy and reinforce it at home where appropriate
- e) Inform the school of any changes in circumstances that may affect their child's behaviour
- f) Discuss any behavioural concerns with the class teacher promptly
- g) Take part in any pastoral work following misbehaviour (for example, attending reviews of specific behaviour interventions)
- h) Raise any concerns about the management of behaviour with the school directly, while continuing to work in partnership with the school
- i) Take part in the life of the school and its culture







5 Graduate Response

5.1 Outline

This section outlines the steps an adult should take to deal with misbehaviour. It includes micro-scripts for each step to ensure consistency in language and predictability for pupils which, in turn, results in all children being treated fairly. Staff should always use a measured, calm approach; referring to the child by name; lowering themselves to the child's physical level; making eye contact; delivering the required message; and then leaving the conversation to allow the child 'take up time.' Adults should not be drawn into and/or respond to any secondary behaviour, which children sometimes use as a distraction from the initial behaviour or to escalate the situation further.

5.2 Response to misbehaviour

In classrooms, the following consequences apply:

<p>Green</p> 	<p>It's Good to be GREEN!</p> <p>Everyone starts the day being GREEN!</p>	
<p>Verbal Warning</p> 	<ul style="list-style-type: none"> • Low level disruption • Defiance/refusal • Continually off task • Answering back/rudeness 	<p>Warning</p> <p>Remind child of the expected behaviours and if they continue, they will have Thinking Time.</p>
<p>Thinking Time</p> 	<ul style="list-style-type: none"> • Continuation of previous behaviours 	<p>Consequence</p> <p>Child changes their card to Stop and Think. Remind the child of the expected behaviours, and if displayed, they can earn the Green Card back. 10 minutes reflection table and miss 5 minutes break time with teacher.</p>
<p>Yellow Card</p> 	<ul style="list-style-type: none"> • Continuation of previous behaviours. • High-level disruption • Swearing/vulgar language 	<p>Consequence</p> <p>Child changes their card to Yellow. Remind the child of the expected behaviours, and if displayed, they can earn the Green Card back. Miss 20 minutes off break or lunch time with class teacher.</p>
<p>Red Card</p> 	<ul style="list-style-type: none"> • Continuation of previous behaviours. • Harm/aggression towards child/adult • Self-exiting/running away. • Stealing • Bullying 	<p>Consequence</p> <p>Child changes their card to Red. Remind the child of the expected behaviours, and if displayed, they can earn the Green Card back. Child spend time in partner class and Reflection room for lunch time.</p>
<p>Purple Card</p> 	<ul style="list-style-type: none"> • Continuation of previous behaviours at Red Card. • Significant damage to property 	<p>Consequence</p> <p>Child changes their card to Red. Remind the child of the expected behaviours, and if displayed, they can earn the Green Card back. Request SLT to support and decide consequence.</p>

	<ul style="list-style-type: none"> • Highly dangerous/disruptive behaviour • Racial/homophobic abuse 	
--	------------------------------------------------------------------------------------------------------------------------------	--

5.3 Repeated or persistent misbehaviour

At Chattenden school, we are aware that there are experiences in school that can trigger patterns of behaviour. These triggers may relate to learning, relationships, changes at home or at school, special educational needs or attachment difficulties.

Therefore, we record inappropriate behaviours on Arbor, so we can:

- Increase our awareness and identify patterns
- Recognise potentially disruptive situations and attempt to minimise them
- Target key children for the appropriate intervention

Behaviours that are required to be recorded are: Swearing, defiance, damage of property, physical to children or adults, bullying, racism, homophobic comments and actions, etc.

Senior leaders in the school will regularly analyse data linked to behaviour to inform their actions across the school.

5.4 Serious incidents

Occasionally, some children may behave in an extreme way which is out of character for them. Unacceptable behaviours may be expedited through our system in order to be dealt with more quickly by a member of SLT. If this occurs a focussed meeting involving SLT and the staff members will be arranged to discuss what happened.

However, it is important to maintain that all adults can deal with these types of behaviour.

Unacceptable behaviours that may be escalated include:

- a) Violence (i.e., physical contact made with the intention to harm)
- b) Defiance that becomes dangerous
- c) Persistent taunting, teasing and bullying behaviour
- d) Stealing
- e) Spitting
- f) Swearing
- g) Repeated breaches of the school rules
- h) Vandalism
- i) Possession of any prohibited/banned items. Such as:
 - o Knives or weapons
 - o Illegal substances
 - o Stolen items
 - o Tobacco, e-cigarettes or vapes
 - o Mobile phones/smart watches (that are accessed during the school day - see section 3.10)
 - o Any article a staff member reasonably suspects has been, or is likely to be, used to commit an offence, or to cause personal injury to, or damage to the property of, any person (including the pupil)
- j) Discriminatory language or harassment (i.e., behaviour towards others which is unwanted, offensive and affects the dignity of the individual or group of individuals. For example, due to age, disability, gender, race, religion or belief or sexual orientation)

We have the right to take measures to keep pupils and staff safe. These measures include:

- a) The legal right to confiscate inappropriate items from pupils such as mobile phones.
- b) Statutory powers to discipline pupils who misbehave outside of school.
- c) The headteacher has the power to search groups of pupils if they suspect one of them is carrying a knife or other offensive weapon.
- d) A legal duty on schools to make provision to tackle all forms of bullying.

Every serious incident will be assessed individually on a case-by-case basis and the ultimate decision and discretion regarding the consequence lies with the headteacher.

5.5 Consequences

Consequences should:

- a) Be linked to the behaviour and be proportionate to the action
- b) Make it clear that unacceptable behaviour affects others and is taken seriously

- c) Not apply to a whole group for the activities of individuals
- d) Be consistently applied by all staff to help to ensure that children and staff feel supported and secure
- e) Never involve taking away a previously earned reward
- f) Avoid any actions which lead to unnecessary shaming or humiliation of the child.
- g) Take into consideration the specific needs of the child when deciding appropriate next steps for the child; we recognise that a one size fits all approach is not appropriate for our pupils.
- h) Where appropriate, support children to reflect on their behaviour choice and be given an opportunity to make amends, for example they may be supported to make a sincere apology, replace something that has been broken or tidy a classroom that has been disrupted.

5.6 Discrimination towards protected characteristics

At Chattenden school, we take any behaviour of a discriminative and offensive nature towards the 9 protected characteristics, whether intended or in 'jest' extremely seriously and is not tolerated.

The protected characteristics are:

- Age
- Disability
- Gender reassignment
- Marriage and civil partnership
- Pregnancy and maternity
- Race
- Religion and belief
- Sex
- Sexual orientation

Behaviour of this nature will be dealt with by a member of the school's senior leadership team, usually the Headteacher or Deputy Headteacher, who will fully investigate the incident.

Support will be provided for the victim immediately and restorative work between the victim and the perpetrator to take place when appropriate.

The senior leader will make contact with the families of those involved and inform them of the incident and the outcome.

The incident will be recorded on the pupil's file via Arbor and the Trust Education Leaders will be informed. If this behaviour is repeated, then a meeting with parents and Trust Education Leaders may be arranged to discuss the seriousness of the behaviour.

5.7 Restorative practice

A restorative approach enables the school to resolve conflicts, improve behaviour and develop well-rounded individuals.

The principles of the restorative approach are based on an understanding and acceptance that conflict is a part of life, and that in conflict there is an underlying damage to all parties involved that needs to be addressed to resolve the issue and prevent any further incidences of the same nature.

The principles of the restorative approach are based on an understanding and acceptance that conflict is a part of life, and that in conflict there is an underlying damage to all parties involved that needs to be addressed to resolve the issue and prevent any further incidents of the same nature.

Restorative justice techniques are used to positively resolve conflict that arises in the Classroom and the playground in order to uphold a positive learning climate.

This should take the form of a coaching conversation. It should take place at the earliest opportunity, before the two parties are scheduled to meet again.

Staff will have a script for the restorative conversation that they feel comfortable with. An example of a script for a restorative conversation is:

- a) What happened and why they made the choice to behave like that.
- b) Who was affected by their behaviour.
- c) What could have been done differently, what would they do to avoid the same situation happening again
- d) What you could the other party have done differently.
- e) Agree strategies, goals, targets for the future.

5.8 Suspensions and Exclusions

Removal from classroom

In response to serious or persistent breaches of this policy, the school may remove the pupil from the classroom for a limited time.

Pupils who have been removed will continue to receive education under supervision of a member of staff. This education will be meaningful, but it may differ from the mainstream curriculum.

Removal is a serious sanction and will only be used in response to serious misbehaviour. Staff will only remove pupils from the classroom once other behavioural strategies have been attempted, unless the behaviour is so extreme as to warrant immediate removal.

Removal can be used to:

- Restore order if the pupil is being unreasonably disruptive
- Maintain the safety of all pupils
- Allow the disruptive pupil to continue their learning in a managed environment
- Allow the disruptive pupil to regain calm in a safe space

Pupils will not be removed from classrooms for prolonged periods of time without the explicit agreement of the headteacher.

Pupils should be reintegrated into the classroom as soon as it is appropriate and safe to do so. The school will consider what support is needed to help the pupils successfully reintegrate into the classroom and meet the expected standards of behaviour.

Parents/carers will be informed on the same day that their child has been removed from the classroom.

The school will consider an alternative approach to behaviour management for pupils who are frequently removed from class, such as:

- Meetings with learning coaches
- Use of teaching assistants
- Short-term behaviour report cards

- Long-term behaviour plans
- Pupil support units
- Multi-agency assessment

Staff will record all incidents of removal from the classroom in the behaviour log, along with details of the incident that led to the removal, and any protected characteristics of the pupil.

Fixed term suspension

Chattenden Primary believes that, in general, suspensions are not an effective means of moving behaviour forward. However, in order for children to achieve their maximum potential in school they must feel safe. If a child significantly breaches the school's behaviour policy and if the pupil remaining in school would seriously harm the education or welfare of the pupil or others in the school, the headteacher may take the decision to suspend for a fixed period.

If this decision is taken, work will be set for the pupil to complete at home. Following a fixed-term suspension, the pupil and parents meet the headteacher to discuss the pupil's reintegration to school and the best way forward to support the child. Each day is a new day and where a child has transgressed it is expected that they will be welcomed and treated without any resentment when they return.

Permanent

Permanent exclusion should be seen as the very last resort and, as such, we would take all reasonable steps to avoid this type of exclusion. All policies and procedures are in place to support inclusion of all pupils. Permanent exclusion should only occur when a risk assessment indicates that to allow the child to remain in school would be seriously detrimental to the education or welfare of the pupil concerned, or to other pupils at the school.

5.9 Positive handling

We recognise that a pupil's behaviour is a way of communicating their emotions. When dealing with an episode of extreme behaviour, a child may need to be restrained. Any physical intervention used by staff should be in accordance with the idea of 'reasonable force', and only be used as a last resort once all other strategies have been exhausted. There is no legal definition of legal force. However, there are legal justifications for the use of force. These include if the child is:

- in danger of hurting themselves,
- endangering the safety of others,
- are disrupting the good order of the classroom or
- are destroying property.

The use of force can only be reasonable if the circumstances to the particular incident warrant it and the degree of force used is proportionate to the degree of challenging behaviour presented or the consequences it is intended to prevent.

Whenever physical intervention/restraint is used the incident must be recorded using the incident recording log book kept in the leadership suite. All staff involved in the incident (including witnesses) must contribute to the record and the report must be completed as a matter of urgency (by the end of the school day at the latest). Parents will always be informed. Incidents that require the use of physical interventions/ restraints can be very upsetting to all involved and may result in injuries to pupils or staff. Until an incident has subsided, it is essential to reduce risk of re-escalation and to ensure the situation remains

calm. Staff should avoid saying or doing anything that might inflame the situation during the recovery phase.

Pupils should be given time and space to calm down after an incident and when ready, reintegrated back into their timetable as soon as possible. Staff should also be offered a short break out of the classroom where possible after an incident. It is important to ensure that staff and pupils are given emotional support and basic first aid treatment for any injuries. Immediate action should be taken to ensure that medical help is accessed for any injuries that require it other than basic first aid. All injuries should be reported and recorded on an accident form and in the accident log book.

All staff using physical restraint as part of their daily role will be appropriately trained and will refresh this training on a regular basis. Where a child might need to be positively held on a regular basis a 'positive handling plan' may be required to support future behaviour.

6 Searching and confiscation

Searching, screening and confiscation is conducted in line with the DfE's [latest guidance on searching, screening and confiscation](#).

6.1 Confiscation

Any prohibited items found in a pupil's possession as a result of a search will be confiscated. These items will not be returned to the pupil and parents will be contacted by a member of staff to inform them of the incident and request that a responsible adult collects the item from school if appropriate.

6.2 Searching a pupil

Searches will only be carried out by a member of staff who has been authorised to do so by the headteacher, or by the headteacher themselves.

Subject to the exception below, the authorised member of staff carrying out the search will be of the same sex as the pupil, and there will be another member of staff present as a witness to the search.

An authorised member of staff of a different sex to the pupil can carry out a search without another member of staff as a witness if:

- The authorised member of staff carrying out the search reasonably believes there is risk that serious harm will be caused to a person if the search is not carried out as a matter of urgency; and
- In the time available, it is not reasonably practicable for the search to be carried out by a member of staff who is the same sex as the pupil; or
- It is not reasonably practicable for the search to be carried out in the presence of another member of staff

When an authorised member of staff conducts a search without a witness, they should immediately report this to another member of staff, and make sure a written record of the search is kept.

If the authorised member of staff considers a search to be necessary, but not required urgently, they will seek the advice of the headteacher, designated safeguarding lead (or deputy) or pastoral member of staff who may have more information about the pupil. During this time the pupil will be supervised and kept away from other pupils.

A search can be carried out if the authorised member of staff has reasonable grounds for suspecting that the pupil is in possession of a prohibited item or any item identified in the school rules for which a search can be made, or if the pupil has agreed.

An appropriate location for the search will be found. Where possible, this will be away from other pupils. The search will only take place on the school premises or where the member of staff has lawful control or charge of the pupil, for example on a school trip. Before carrying out a search the authorised member of staff will:

- Assess whether there is an urgent need for a search
- Assess whether not doing the search would put other pupils or staff at risk
- Consider whether the search would pose a safeguarding risk to the pupil
- Explain to the pupil why they are being searched
- Explain to the pupil what a search entails – e.g. “I will ask you to turn out your pockets and remove your scarf”
- Explain how and where the search will be carried out
- Give the pupil the opportunity to ask questions
- Seek the pupil’s co-operation

If the pupil refuses to agree to a search, the member of staff can give an appropriate behaviour sanction.

If they still refuse to cooperate, the member of staff will contact the headteacher / designated safeguarding lead (or deputy), to try to determine why the pupil is refusing to comply.

The authorised member of staff may use a metal detector to assist with the search.

An authorised member of staff may search a pupil’s outer clothing, pockets, possessions, desk or locker.

‘Outer clothing’ includes:

- Any item of clothing that isn't worn wholly next to the skin or immediately over underwear (e.g. a jumper or jacket being worn over a t-shirt)
- Hats, scarves, gloves, shoes or boots

6.3 Searching a pupils’ possessions

Possessions means any items that the pupil has or appears to have control of, including:

- Desks
- Bags

A pupil’s possessions can be searched for any item if the pupil agrees to the search. If the pupil does not agree to the search, staff can still carry out a search for prohibited items and items identified in the school rules.

An authorised member of staff can search a pupil’s possessions when the pupil and another member of staff are present.

If there is a serious risk of harm if the search is not conducted immediately, or it is not reasonably practicable to summon another member of staff, the search can be carried out by a single authorised member of staff.

6.4 Informing the designated safeguarding lead (DSL)

The staff member who carried out the search should inform the DSL without delay:

- Of any incidents where the member of staff had reasonable grounds to suspect a pupil was in possession of a prohibited item
- If they believe that a search has revealed a safeguarding risk

All searches for prohibited items, including incidents where no items were found, will be recorded in the school’s safeguarding system.

6.5 Informing parents/carers

Parents/carers will always be informed of any search for a prohibited item. A member of staff will tell the parents/carers as soon as is reasonably practicable:

- What happened
- What was found, if anything
- What has been confiscated, if anything
- What action the school has taken, including any sanctions that have been applied to their child

6.6 Support after the search

Irrespective of whether any items are found as the result of any search, the school will consider whether the pupil may be suffering or likely to suffer harm and whether any specific support is needed (due to the reasons for the search, the search itself, or the outcome of the search).

If this is the case, staff will follow the school's safeguarding policy and speak to the designated safeguarding lead (DSL). The DSL will consider whether pastoral support, an early help intervention or a referral to children's social care is appropriate.

7 Responding to misbehaviour from pupils with Special Educational Needs and/or disabilities (SEND)

7.1 Recognising the impact of SEND on behaviour

The school recognises that pupils' behaviour may be impacted by a special educational need or disability (SEND).

When incidents of misbehaviour arise, we will consider them in relation to a pupil's SEND, although we recognise that not every incident of misbehaviour will be connected to their SEND. Decisions on whether a pupil's SEND had an impact on an incident of misbehaviour will be made on a case-by-case basis.

When dealing with misbehaviour from pupils with SEND, especially where their SEND affects their behaviour, the school will take its legal duties into account when making decisions about enforcing the behaviour policy. The legal duties include:

- Taking reasonable steps to avoid any substantial disadvantage to a disabled pupil being caused by the school's policies or practices ([Equality Act 2010](#))
- Using our best endeavours to meet the needs of pupils with SEND ([Children and Families Act 2014](#))
- If a pupil has an education, health and care (EHC) plan, the provisions set out in that plan must be secured and the school must cooperate with the local authority and other bodies

As a part of meeting these duties, the school will anticipate, as far as possible, all likely triggers of misbehaviour, and put in place support to prevent these from occurring.

Any preventative measure will take into account the specific circumstances and requirements of the pupil concerned.

7.2 Adapting sanctions for pupils with SEND

When considering a behavioural sanction for a pupil with SEND, the school will consider whether:

- The pupil was unable to understand the rule or instruction
- The pupil was unable to act differently at the time as a result of their SEND
- The pupil was likely to behave aggressively due to their particular SEND

If the answer to any of these is 'yes', it may be unlawful for the school to sanction the pupil for the behaviour.

The school will then assess whether it is appropriate to use a sanction and if so, whether any reasonable adjustments need to be made to the sanction.

7.3 Considering whether a pupil displaying challenging behaviour may have unidentified SEND

The school's special educational needs co-ordinator (SENCO) will evaluate a pupil who exhibits challenging behaviour to determine whether they have any underlying needs that are not currently being met.

Where necessary, support and advice will also be sought from specialist teachers, an educational psychologist, medical practitioners and/or others, to identify or support specific needs.

When acute needs are identified in a pupil, we will liaise with external agencies and plan support programmes for that child. We will work with parents/carers to create the plan and review it on a regular basis.

7.4 Pupils with an education, health and care (EHC) plan

The provisions set out in the EHC plan must be secured and the school will cooperate with the local authority and other bodies.

If the school has a concern about the behaviour of a pupil with an EHC plan, it will make contact with the local authority to discuss the matter. If appropriate, the school may request an emergency review of the EHC plan.

8 Pupils transition

8.1 Inducting incoming pupils

The school will support incoming pupils to meet behaviour standards by offering an induction process to familiarise them with the behaviour policy and the wider school culture.

8.2 Preparing outgoing pupils for transition

To ensure a smooth transition to the next year, pupils have transition sessions with their new teacher(s). In addition, staff members hold transition meetings.

To ensure behaviour is continually monitored and the right support is in place, information relating to pupil behaviour issues may be transferred to relevant staff at the start of the term or year.

9 Conclusions

9.1 Monitoring arrangements

- 1.1.1 The Trust Leaders are responsible for reporting to the standards committee on how the policy is being enforced and upheld within each school, via the termly report. The standards committee are in turn responsible for monitoring the effectiveness of the policy via the termly reports and feedback from Local Community Council minutes presented at trust board meetings.

The policy is reviewed every 12 months, in consultation with key stakeholders across the Trust.

Appendix

The Chattenden Script

Please see the Chattenden Script below to support behaviour for learning and high expectations.

Purpose of script:

- The aim of the Chattenden behaviour script is to provide a consistent approach to dealing with incidents of low level poor behaviour both in and around the school
- It is intended that all staff refer to the script so that we build a whole school vocabulary when dealing with incidents
- In addition to the script, it is important that all staff adopt the principle of 'least to most intrusive' so that we always deal with incidents in a calm, clear,ve manner.

Walking around school

"At Chattenden, we walk sensibly and silently around the school building. We keep one behind the other and we do not talk. I notice that.....(describe the behaviour). This is your first warning. Thanks" but finish by making the child/ren go back and walk calmly.

Second reminder that their card will change.

Low level anti-social behaviour in class

"At Chattenden, we... (describe the desired behaviours) and do not (describe negative behaviour). This is your verbal warning. Thank you."

Second reminder – as above but finish with "this is your second behaviour reminder and will now need to turn your card to Yellow. If you ... (give achievable task) we can get back to green in no time."

Third reminder – as above but ask the child to now turn their card to Red and have reflection time during break/lunch. If you ... (give achievable task) we can get back to green in no time." For example, if a child is talking to another child when they should be on task: "At Chattenden, we focus on our own learning and do not stop others from learning by talking. This is your verbal warning. Thank you"